

SHUSWAP ZONE

STAT - O - GRAM

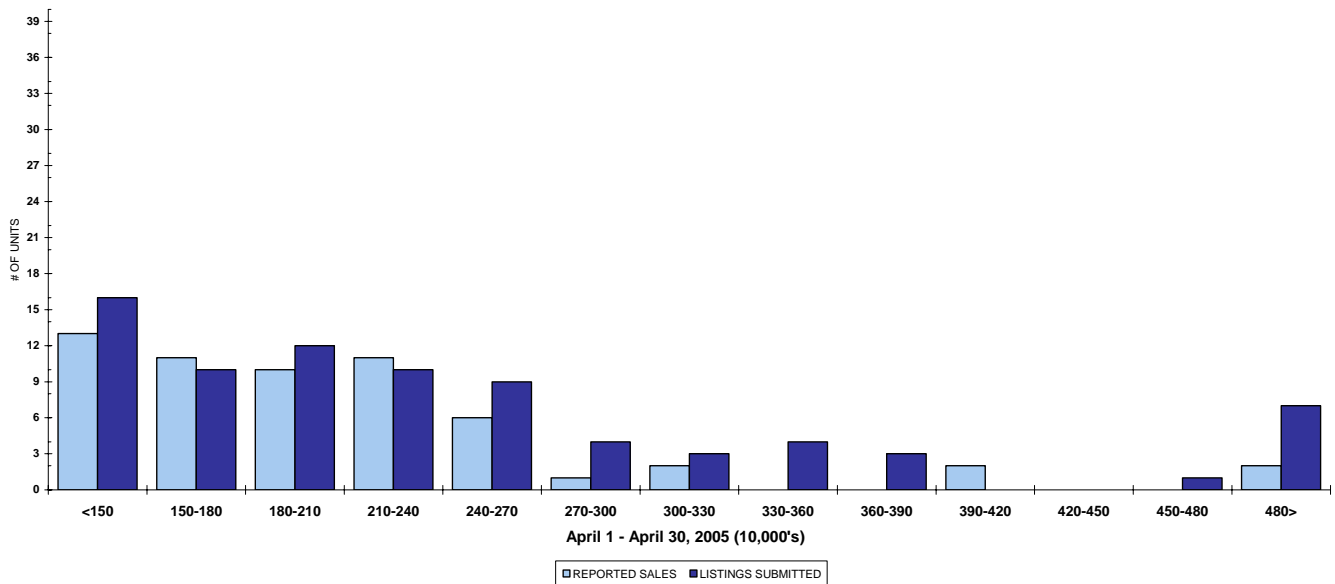
April 2005

QUICK SUMMARY

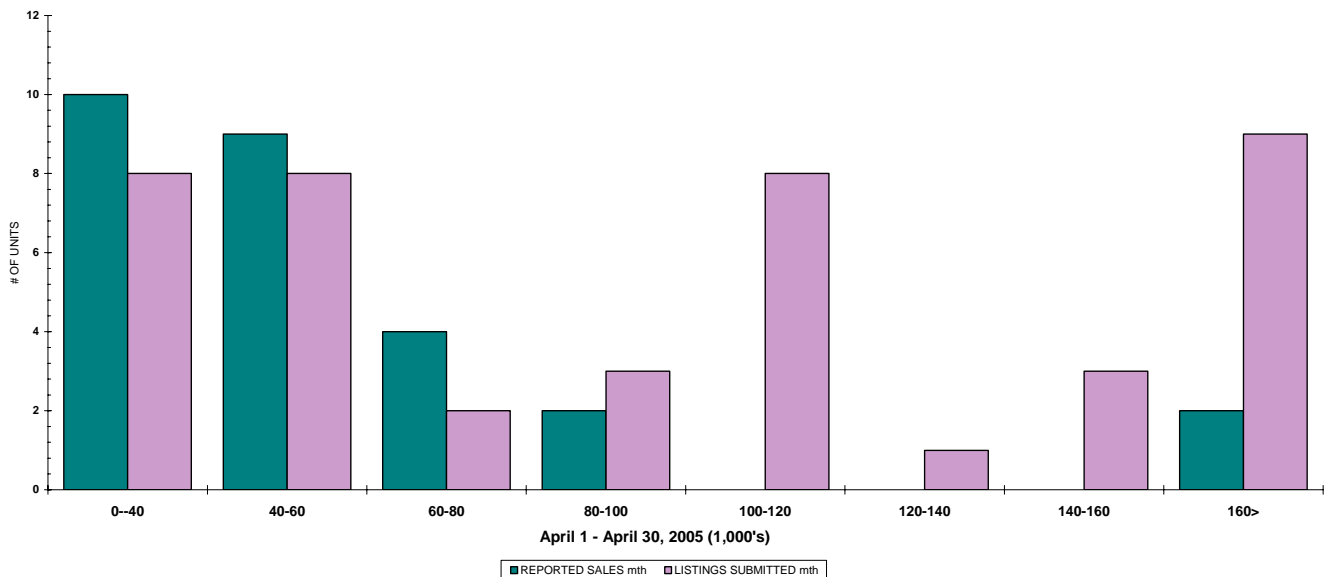
	TOTAL SALES VOLUME		RESIDENTIAL SALES		TOTAL LISTINGS	
	<u># of Units</u>	<u>\$ Value</u>	<u># of Units</u>	<u>\$ Value</u>	<u>Listings Taken</u>	<u>Inventory</u>
April 2005	128	\$22,774,425	61	\$12,659,000	251	831
March 2005	118	\$19,360,637	44	\$8,383,602	210	825
April 2004	134	\$23,924,254	62	\$10,325,712	223	1,146

The Shuswap Zone has **89** Members. The average of listings-per-licensee is 9.3

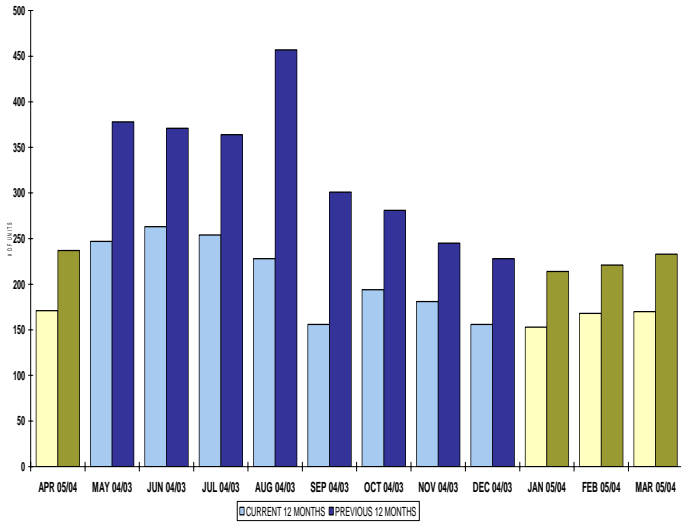
RESIDENTIAL LISTING & SALES ACTIVITY
SHUSWAP DIVISION (BY PRICE CATEGORY)



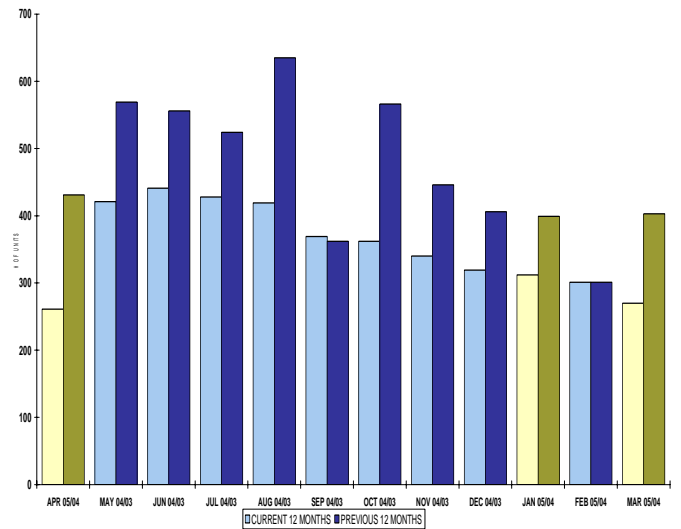
LOT LISTING & SALES ACTIVITY
SHUSWAP DIVISION (BY PRICE CATEGORY)



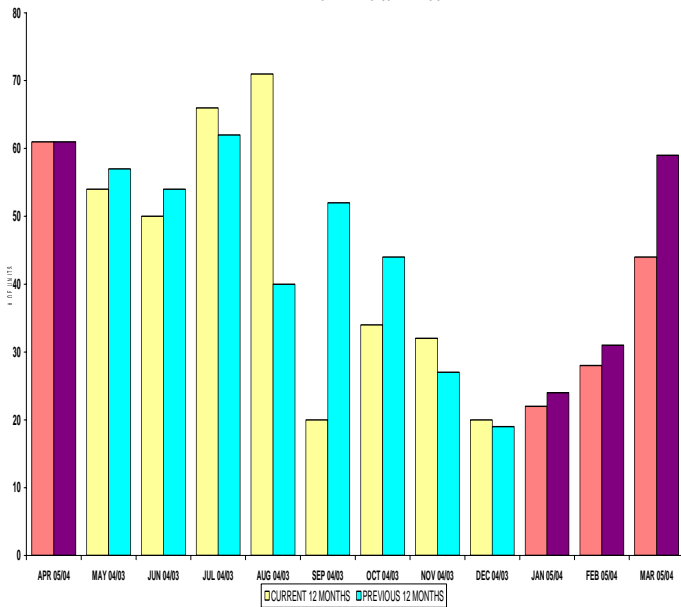
INVENTORY OF ACTIVE LISTINGS
RESIDENTIAL - SHUSWAP DIVISION



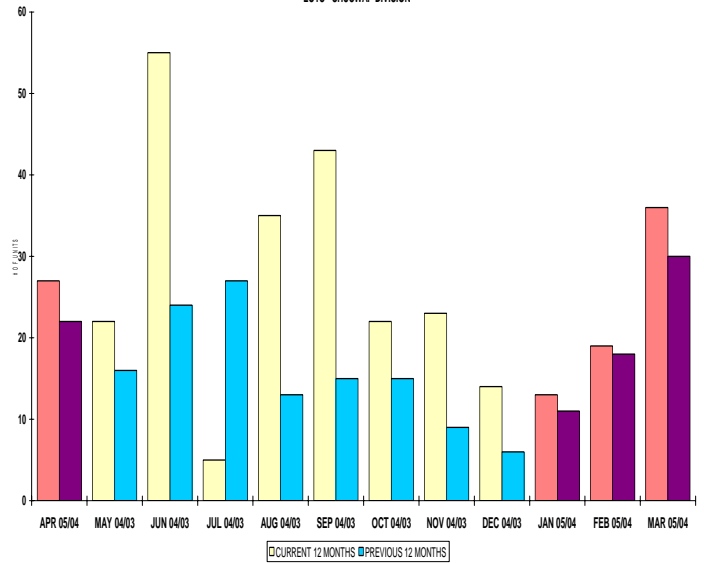
INVENTORY OF ACTIVE LISTINGS
LOTS - SHUSWAP DIVISION



NUMBER OF UNITS SOLD
RESIDENTIAL - SHUSWAP DIVISION



NUMBER OF UNITS SOLD
LOTS - SHUSWAP DIVISION



SHUSWAP ZONE

April 2005

Category	Sales	New Listings	Current Inventory	Sell/Inv. Ratio	Days To Sell
ACREAGE	5	18	62	8.06%	362
ACREAGE/HOUSE	8	30	89	8.99%	72
LOTS	22	21	135	16.30%	110
RESIDENTIAL	61	82	171	35.67%	67
AVERAGE HOUSE PRICE \$207,525		MEDIAN HOUSE PRICE \$192,500			

Lots Include: Acreage Waterfront, Lots and Lots Waterfront