

# SHUSWAP DIVISION

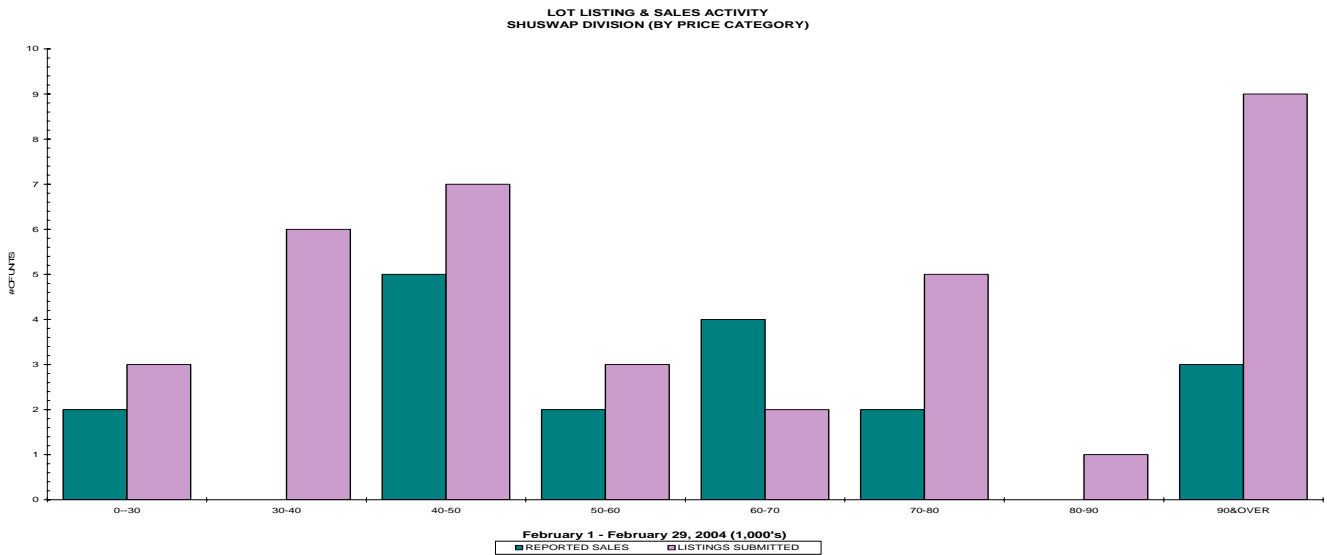
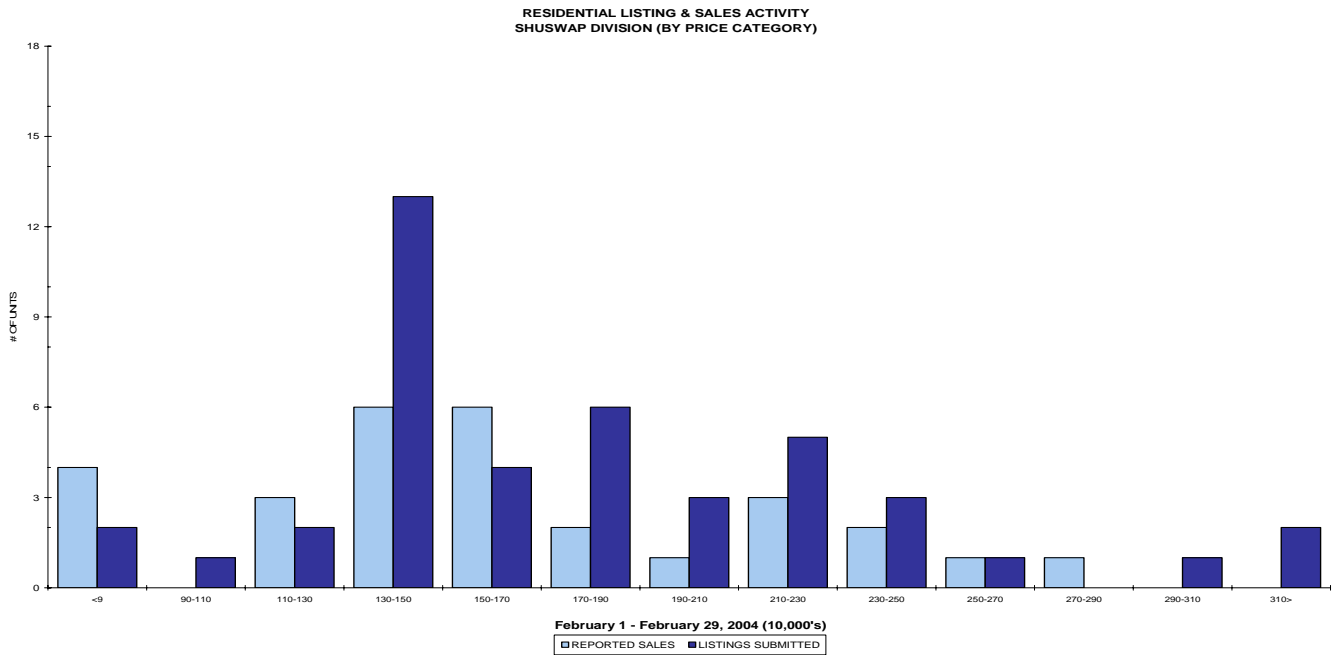
## STAT - O - GRAM

February 2004

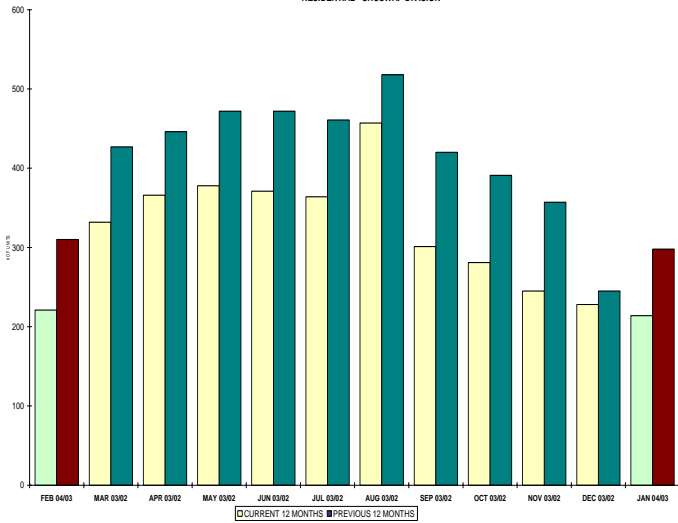
### QUICK SUMMARY

	TOTAL SALES VOLUME		RESIDENTIAL SALES		TOTAL LISTINGS	
	<u># of Units</u>	<u>\$ Value</u>	<u># of Units</u>	<u>\$ Value</u>	<u>Listings Taken</u>	<u>Inventory</u>
February 2004	68	\$10,172,000	31	\$4,897,400	130	1,072
January 2004	59	\$8,779,900	24	\$3,764,250	168	1,026
February 2003	52	\$8,248,500	19	\$3,343,000	163	1,384

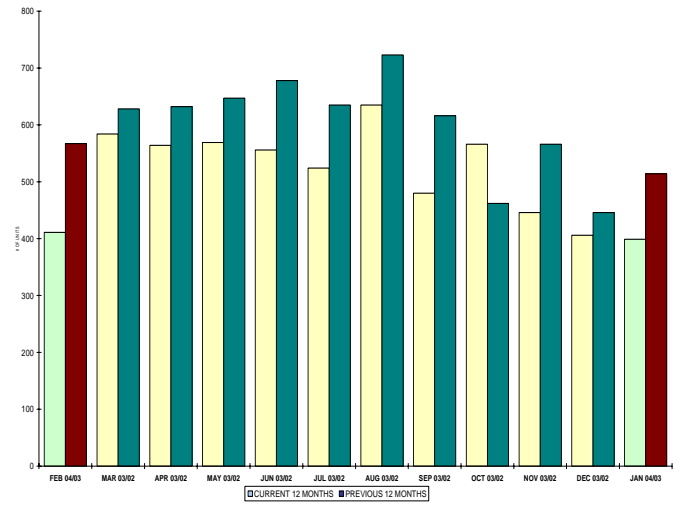
The average of listings-per-licensee is 15



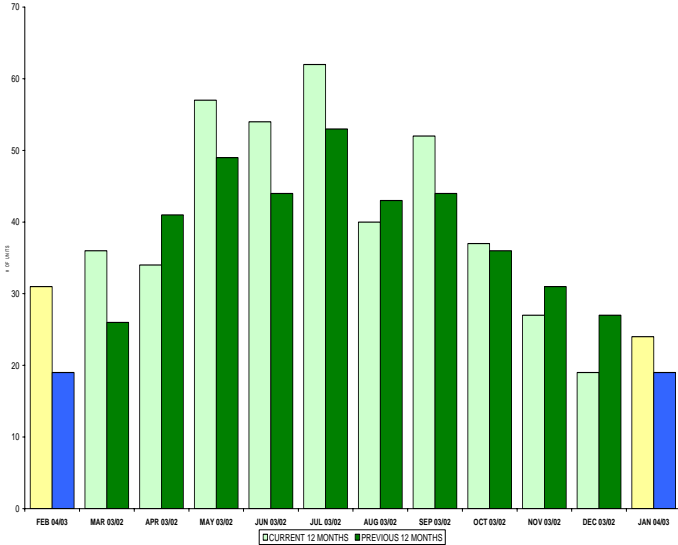
INVENTORY OF ACTIVE LISTINGS  
RESIDENTIAL - SHUSWAP DIVISION



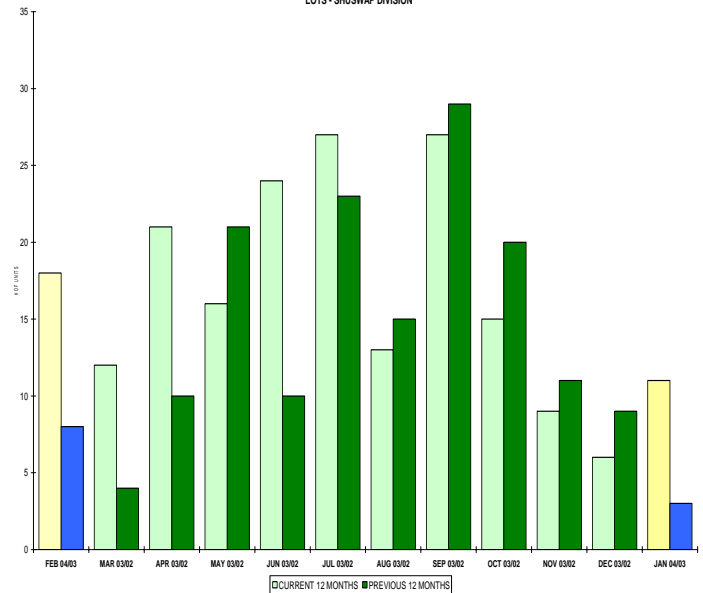
INVENTORY OF ACTIVE LISTINGS  
LOTS - SHUSWAP DIVISION



NUMBER OF UNITS SOLD  
RESIDENTIAL - SHUSWAP DIVISION



NUMBER OF UNITS SOLD  
LOTS - SHUSWAP DIVISION



**SHUSWAP DIVISION**

**February 2004**

Category	Sales	New Listings	Current Inventory	Sell/Inv. Ratio	Days To Sell
ACREAGE	1	7	95	1.05%	161
ACREAGE/HOUSE	9	15	107	2.94%	383
LOTS	17	29	316	5.38%	185
RESIDENTIAL	31	44	221	11.21%	100
<b>AVERAGE HOUSE PRICE \$157,981</b>			<b>MEDIAN HOUSE PRICE \$152,000</b>		

Lots Include: Acreage Waterfront, Lots and Lots Waterfront